



# Calla P65 M PP Stool

design Fabrizio Batoni, 2019



Bar stool with four legs base in lacquered steel and plastic shell.  
Optional: cushion upholstered in fabric, leather or faux leather. The stool in the version with plastic shell is also available in the version for outdoor use.

## Colors and Materials


### Structure




**Metallo arancio papaya**




**Papaya orange steel**




**Métal orange papaya**



**Métal bleu ciel**




**Metallo azzurro**



**Light blue metal**



**White steel**



**Metallo bianco**



**Metal blanc**



**Ocean blue steel**



**Métal bleu ocean**



**Metallo blu oceano**




**Métal bronze**




**Bronze metal**




**Metallo Bronzo**



**Métal gris cendre**



**Metallo grigio cenere**




**Ash grey metal**



**Sand steel**



**Metal corde**



**Metallo corda**



**Métal fango**



**Fango steel**



**Metallo fango**




**Metallo giallo oro**



**Métal jaune doré**



**Golden yellow metal**



**Metallo giallo pastello**




**Métal jaune pastel**



**Pastel yellow steel**



**Métal graphite**



**Metallo grafite**




**Light grey steel**




**Metallo grigio chiaro**




**Métal gris claire**




**Metallo Industrial**




**Métal industriel**




**Industrial steel**




**Métal marron**



**Brown steel**



**Metallo Marrone**



**Metal noir**



**Black steel**



**Metallo nero**



**Metallo ocre**



**Métal ocre**



**Ocher steel**



**Metallo rosa cipria**




**Métal rose poudre**




**Facepowder pink metal**




**Metallo rosso**



**Métal rosso**




**Red steel**




**Métal rouge bulgare**




**Metallo rosso bulgare**




**Bulgare red metal**



**Cherry red metal**



**Métal rouge cerise**



**Metallo rosso ciliegia**



**Pine green steel**



**Metallo verde pino**



**Métal vert pin**




**Sage green metal**




**Metallo verde salvia**




**Métal vert sauge**




**Dark green metal**



**Metallo verde scuro**



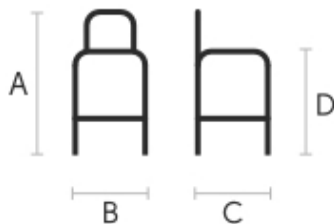
**Metal vert foncé**



**Grafite metal**

## Coating

## Dimensions



	cm	inch
A	97	38.2
B	51	20.1
C	55	21.7
D	66	26
E	88	34,6

## Materials Certifications

### Dark green metal

The technologies used in the previous phase of powder coating play a fundamental role in the final result of the processing. They are in fact essential to increase adherence paint on the metal surface and then guarantee its duration over time. The metal frames, following a total cleaning of the surface, pass through chemical conversion processes, creating a compact base that allows for better adhesion of the subsequent treatment. In the last phase the object subjected to the powder coating process is placed in a polymerization oven, going to form an adherent and extremely tight layer durable. This particular paint job is ideal for outdoor use.

To clean the surface, use a damp microfiber cloth with neutral soap or specific metal cleaning products. Avoid hitting or rubbing the surface with sharp objects. Do not use scourers or other abrasive materials, since they would inevitably scratch the surface. Do not leave rusty iron objects on the surface for too long.

These surface treatments are not suitable for outdoor use, but they guarantee excellent resistance to frequent use, dirt and dust.

## Materials Certifications

### Metallo verde scuro

L'oggetto sottoposto al processo di verniciatura a polvere viene inserito in un forno di polimerizzazione, andando a formare uno strato aderente ed estremamente durevole. Inoltre, le tecnologie utilizzate nella fase precedente a quella della verniciatura a polvere giocano un ruolo fondamentale nel risultato finale della lavorazione. Sono infatti indispensabili per aumentare l'aderenza della vernice sulla superficie metallica e quindi garantirne la durata nel tempo. I telai in metallo, a seguito di una pulizia totale della superficie, passano attraverso dei processi di conversione chimica, creando una base compatta che consente una migliore adesione del successivo trattamento.

#### PULIZIA E MANUTENZIONE

Per la pulizia delle superfici utilizzare un panno in microfibra umido con detergente neutro oppure prodotti specifici per la pulizia del metallo. Evitare di urtare o strofinare la superficie rivestita con oggetti rigidi o appuntiti. Non adoperare pagliette in acciaio né altri materiali abrasivi che graffierebbero inevitabilmente la superficie. Non lasciare a lungo sulla superficie oggetti di ferro arrugginiti.

#### PARTICOLARI ATTENZIONI DI CARATTERE GENERALE

Questi trattamenti superficiali non sono adatti all'uso outdoor, ma garantiscono un'ottima resistenza all'usura, sporco, polvere.

---

## Materials Certifications

### Metal vert foncé

The technologies used in the previous phase of powder coating play a fundamental role in the final result of the processing. They are in fact essential to increase adherence paint on the metal surface and then guarantee its duration over time. The metal frames, following a total cleaning of the surface, pass through chemical conversion processes, creating a compact base that allows for better adhesion of the subsequent treatment. In the last phase the object subjected to the powder coating process is placed in a polymerization oven, going to form an adherent and extremely tight layer durable. This particular paint job is ideal for outdoor use.

To clean the surface, use a damp microfiber cloth with neutral soap or specific metal cleaning products. Avoid hitting or rubbing the surface with sharp objects. Do not use scourers or other abrasive materials, since they would inevitably scratch the surface. Do not leave rusty iron objects on the surface for too long.

These surface treatments are not suitable for outdoor use, but they guarantee excellent resistance to frequent use, dirt and dust.

---

## Materials Certifications

### Polypropylene

Polypropylene is a resistant, non-toxic, odorless, heat resistant and easy to clean plastic material. It is also suitable for outdoor use. Our polypropylene is a material reinforced with glass fiber: an option with excellent mechanical properties that allows the product to be solid and resistant. This material has a marked resistance to fading: a treatment with UV stabilizer and AS antistatic protection works to prolong the beauty of the product by slowing the fading process. However, by exposing the chair to the sun and atmospheric agents for very long periods, the color can undergo alterations. As a thermoplastic material, it is 100% recyclable.

#### CLEANING AND MAINTENANCE

Polypropylene seats are easy to clean, and do not require the use of specific products, except in the case of stubborn and hard to remove stains. For simple and effective cleaning, use a microfiber cloth soaked in water or a solution of water and neutral soap. In case of stubborn stains, it is possible to act directly on them with a neutral detergent, always with the help of a microfiber cloth. Then rinse with water. Avoid abrasive sponges, stain removers and granular cleaners that could scratch the surface. If using a chlorine-based cleaner, rinse and do not dry in direct sunlight.

These tips are cleaning recommendations and do not guarantee complete stain removal.

We recommend that you always test the cleaning method on a hidden part of the item to check the resistance of the material.