



Calla P SG PP Stool

design Fabrizio Batoni, 2019

Calla swivel and height adjustable stool with armrests. Base in metal and seating in polypropylene.




Colors and Materials


Structure



Metallo arancio papaya




Papaya orange steel



Métal orange papaya



Métal bleu ciel



Light blue metal



Metallo azzurro



Metallo bianco



White steel



Metal blanc



Ocean blue steel



Metallo blu oceano



Métal bleu ocean




Métal bronze




Bronze metal




Metallo Bronzo



Métal gris cendre




Metallo grigio cenere



Ash grey metal



Metallo corda



Metal corde



Sand steel



Métal fango



Fango steel



Metallo fango



Metallo giallo oro



Métal jaune doré



Golden yellow metal



Metallo giallo pastello




Pastel yellow steel



Métal jaune pastel



Métal graphite



Metallo grafite



Light grey steel



Metallo grigio chiaro




Métal gris claire




Metallo Industrial




Métal industriel



Brown steel



Metallo Marrone



Métal marron



Black steel



Metallo nero



Metal noir



Métal ocre



Ocher steel



Metallo ocre



Metallo rosa cipria




Métal rose poudre



Facepowder pink metal




Red steel




Metallo rosso




Métal rosso




Métal rouge bulgare




Metallo rosso bulgare




Bulgare red metal



Cherry red metal



Métal rouge cerise



Metallo rosso ciliegia



Pine green steel



Metallo verde pino



Métal vert pin



Sage green metal



Métal vert sauge



Metallo verde salvia



Dark green metal



Metallo verde scuro



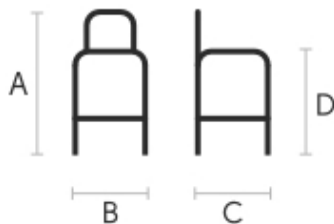
Metal vert foncé



Grafite metal

Coating

Dimensions



	cm	inch
A	98/113	38.6/44.5
B	52	20.5
C	54	21.3
D	65/80	25.6/31.5
E	89/104	35/40.9

Volumetric Details

Weight 17.5 Kg

Volume 0.36 mc

Package 1

Materials Certifications

Dark green metal

The technologies used in the previous phase of powder coating play a fundamental role in the final result of the processing. They are in fact essential to increase adherence paint on the metal surface and then guarantee its duration over time. The metal frames, following a total cleaning of the surface, pass through chemical conversion processes, creating a compact base that allows for better adhesion of the subsequent treatment. In the last phase the object subjected to the powder coating process is placed in a polymerization oven, going to form an adherent and extremely tight layer durable. This particular paint job is ideal for outdoor use.

To clean the surface, use a damp microfiber cloth with neutral soap or specific metal cleaning products. Avoid hitting or rubbing the surface with sharp objects. Do not use scourers or other abrasive materials, since they would inevitably scratch the surface. Do not leave rusty iron objects on the surface for too long.

These surface treatments are not suitable for outdoor use, but they guarantee excellent resistance to frequent use, dirt and dust.

Materials Certifications

Metallo verde scuro

L'oggetto sottoposto al processo di verniciatura a polvere viene inserito in un forno di polimerizzazione, andando a formare uno strato aderente ed estremamente durevole. Inoltre, le tecnologie utilizzate nella fase precedente a quella della verniciatura a polvere giocano un ruolo fondamentale nel risultato finale della lavorazione. Sono infatti indispensabili per aumentare l'aderenza della vernice sulla superficie metallica e quindi garantirne la durata nel tempo. I telai in metallo, a seguito di una pulizia totale della superficie, passano attraverso dei processi di conversione chimica, creando una base compatta che consente una migliore adesione del successivo trattamento.

PULIZIA E MANUTENZIONE

Per la pulizia delle superfici utilizzare un panno in microfibra umido con detergente neutro oppure prodotti specifici per la pulizia del metallo. Evitare di urtare o strofinare la superficie rivestita con oggetti rigidi o appuntiti. Non adoperare pagliette in acciaio né altri materiali abrasivi che graffierebbero inevitabilmente la superficie. Non lasciare a lungo sulla superficie oggetti di ferro arrugginiti.

PARTICOLARI ATTENZIONI DI CARATTERE GENERALE

Questi trattamenti superficiali non sono adatti all'uso outdoor, ma garantiscono un'ottima resistenza all'usura, sporco, polvere.

Materials Certifications

Metal vert foncé

The technologies used in the previous phase of powder coating play a fundamental role in the final result of the processing. They are in fact essential to increase adherence paint on the metal surface and then guarantee its duration over time. The metal frames, following a total cleaning of the surface, pass through chemical conversion processes, creating a compact base that allows for better adhesion of the subsequent treatment. In the last phase the object subjected to the powder coating process is placed in a polymerization oven, going to form an adherent and extremely tight layer durable. This particular paint job is ideal for outdoor use.

To clean the surface, use a damp microfiber cloth with neutral soap or specific metal cleaning products. Avoid hitting or rubbing the surface with sharp objects. Do not use scourers or other abrasive materials, since they would inevitably scratch the surface. Do not leave rusty iron objects on the surface for too long.

These surface treatments are not suitable for outdoor use, but they guarantee excellent resistance to frequent use, dirt and dust.

Materials Certifications

Polypropylene

Polypropylene is a resistant, non-toxic, odorless, heat resistant and easy to clean plastic material. It is also suitable for outdoor use. Our polypropylene is a material reinforced with glass fiber: an option with excellent mechanical properties that allows the product to be solid and resistant. This material has a marked resistance to fading: a treatment with UV stabilizer and AS antistatic protection works to prolong the beauty of the product by slowing the fading process. However, by exposing the chair to the sun and atmospheric agents for very long periods, the color can undergo alterations. As a thermoplastic material, it is 100% recyclable.

CLEANING AND MAINTENANCE

Polypropylene seats are easy to clean, and do not require the use of specific products, except in the case of stubborn and hard to remove stains. For simple and effective cleaning, use a microfiber cloth soaked in water or a solution of water and neutral soap. In case of stubborn stains, it is possible to act directly on them with a neutral detergent, always with the help of a microfiber cloth. Then rinse with water. Avoid abrasive sponges, stain removers and granular cleaners that could scratch the surface. If using a chlorine-based cleaner, rinse and do not dry in direct sunlight.

These tips are cleaning recommendations and do not guarantee complete stain removal.

We recommend that you always test the cleaning method on a hidden part of the item to check the resistance of the material.