



Paw CTL Coffee Table

design Studio Pastina, 2020



Paw coffee table with four-legs base in lacquered metal. Top available in ceramic or metal.

Paw coffee table is available in three different sizes.

Colors and Materials

Structure



Light blue metal



White steel




Ocean blue steel




Bronze metal




Sand steel




Fango steel




Pastel yellow steel



Grafite metal



Light grey steel



Brown steel



Black steel



Ocher steel



Facepowder pink metal



Red steel




Sage green metal


Coating



Glossy white calacatta ceramic




Glossy greek marble ceramic



Noir desir glossy marble ceramic



Light blue metal



White steel




Ocean blue steel



Bronze metal




Sand steel



Fango steel




Pastel yellow steel



Grafite metal



Light grey steel



Brown steel



Black steel



Ocher steel



Facepowder pink metal

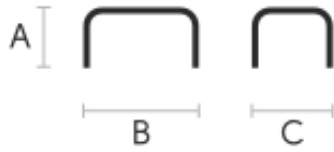


Red steel



Sage green metal

Dimensions



	A (cm) (inch)	B (cm) (inch)	C (cm) (inch)
Paw CTL (cm) (inch)	50 19.7	90 35.4	50 19.7
Paw CTS (cm) (inch)	30 11.8	90 35.4	50 19.7
Paw CTM (cm) (inch)	40 15.7	50 19.7	50 19.7

Volumetric Details

Weight 14 Kg

Volume 0.24 mc

Package 1

Downloads

[.3ds Paw CTL \(zip\)](https://www.midj.com/images/uploads/resources/3d-midj-paw-h50-3ds.zip) - <https://www.midj.com/images/uploads/resources/3d-midj-paw-h50-3ds.zip>

[.dae Paw CTL \(zip\)](https://www.midj.com/images/uploads/resources/3d-midj-paw-h50-dae.zip) - <https://www.midj.com/images/uploads/resources/3d-midj-paw-h50-dae.zip>

[.dxf Paw CTL \(zip\)](https://www.midj.com/images/uploads/resources/3d-midj-paw-h50-dxf.zip) - <https://www.midj.com/images/uploads/resources/3d-midj-paw-h50-dxf.zip>

[.obj Paw CTL \(zip\)](https://www.midj.com/images/uploads/resources/3d-midj-paw-h50-obj.zip) - <https://www.midj.com/images/uploads/resources/3d-midj-paw-h50-obj.zip>

[.stl Paw CTL \(zip\)](https://www.midj.com/images/uploads/resources/3d-midj-paw-h50-stl.zip) - <https://www.midj.com/images/uploads/resources/3d-midj-paw-h50-stl.zip>

Materials Certifications

Glossy white calacatta ceramic

Ceramic tops give life to an extremely resistant top, suitable for placement in highly used environments. The properties that the ceramic tops include are high water repellency, heat resistance, scratch resistance and high durability.

CLEANING AND MAINTENANCE

For daily cleaning we recommend using a microfiber cloth, moistened with hot water and possibly neutral detergents, making sure to rinse them in case of use. Do not use abrasive scourers or cleaners. To remove any dried residues deposited on the surface, proceed with the use of a wooden or plastic scraper. Some types of stains, if not promptly removed, could leave a more or less visible permanent ring. In case of contact with acidic liquids (such as pure lemon juice) or highly pigmented liquids (such as red wine, coffee, Coke) remove promptly and rinse with a damp and clean cloth. The persistence of the stain over time hinders its complete removal. It is possible to use bleach to remove the most stubborn stains: with a damp cloth rub the surface for a few seconds. Most of the stains will no longer be visible within 2-3 minutes of application, then rinse with water and dry.

These tips are cleaning recommendations and do not guarantee complete stain removal.

We recommend that you always test the cleaning method on a hidden part of the item to check the resistance of the material.

Colour samples are to be considered approximate for each product. Slight color differences between a lot and the other are to be considered normal.

Materials Certifications

Noir desir glossy marble ceramic

Ceramic tops give life to an extremely resistant top, suitable for placement in highly used environments. The properties that the ceramic tops include are high water repellency, heat resistance, scratch resistance and high durability.

CLEANING AND MAINTENANCE

For daily cleaning we recommend using a microfiber cloth, moistened with hot water and possibly neutral detergents, making sure to rinse them in case of use. Do not use abrasive scourers or cleaners. To remove any dried residues deposited on the surface, proceed with the use of a wooden or plastic scraper. Some types of stains, if not promptly removed, could leave a more or less visible permanent ring. In case of contact with acidic liquids (such as pure lemon juice) or highly pigmented liquids (such as red wine, coffee, Coke) remove promptly and rinse with a damp and clean cloth. The persistence of the stain over time hinders its complete removal. It is possible to use bleach to remove the most stubborn stains: with a damp cloth rub the surface for a few seconds. Most of the stains will no longer be visible within 2-3 minutes of application, then rinse with water and dry.

These tips are cleaning recommendations and do not guarantee complete stain removal.

We recommend that you always test the cleaning method on a hidden part of the item to check the resistance of the material.

Colour samples are to be considered approximate for each product. Slight color differences between a lot and the other are to be considered normal.