



# Guapa CT S Coffee Table

design Sempere#Poli Design, 2014

Coffee table Guapa CT S with structure in metal.

Top in hide.

Guapa coffee table is available in three different variants.

## Colors and Materials


### Structure




White steel




Black steel




Sand steel



Brown steel



Grafite metal



Fango steel



Bronze metal



Pastel yellow steel




Ocher steel



Red steel



Sage green metal



Light blue metal



Ocean blue steel



Light grey steel



Facepowder pink metal




Chrome



Pink Gold




Black Nickel




Golden bronze

### Coating

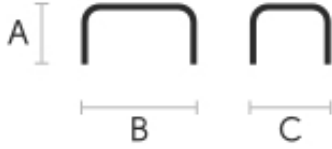


**Hide**  
18 Colors



**Tuscan hide**  
6 Colors

## Dimensions



	A (cm)	B (cm)	C (cm)
	(inch)	(inch)	(inch)
<b>Guapa CT-S</b>	52	42	36
<b>(cm)</b>	20.5	16.5	14.2
<b>(inch)</b>			

## Volumetric Details

**Weight** 5 Kg  
**Volume** 0.12 mc  
**Package** 2

## Downloads

[Guapa CT S 3D \(zip\)](https://www.midj.com/images/uploads/resources/guapa-cts-3d.zip) - <https://www.midj.com/images/uploads/resources/guapa-cts-3d.zip>

## Materials Certifications

### Hide

**FIRE RESISTANCE:**  
CLASSE 1IM  
BS 5852 1-2

Hide is hygienic and practical, wear resistant and breathable. It is obtained from skin of cattle raised for food purposes, and subsequently treated with chromium salts. Any imperfections on the hide surface are a natural feature that guarantee its originality.

#### CLEANING AND MAINTENANCE

Dust the surface regularly, with a dry and soft cloth. In case of stains, use only a non-abrasive damp cloth, and gently rub the area by moving the cloth in a circular direction starting from the edges of the stain towards the center. We recommend to act promptly: a delay could compromise the cleaning result. Do not use products that contain solvents or alcohol since they can damage the surface. Dry immediately after treatment. For a good conservation of the product, avoid direct sunlight, that can alter its characteristics and color, as well as exposure to heat sources.

We recommend that you always test the cleaning method on a hidden part of the item to check the resistance of the color. These tips are cleaning recommendations and do not guarantee complete stain removal.

Colour samples are to be considered approximate for each product. Slight color differences between a lot and the other are to be considered normal.

## Materials Certifications

### Tuscan hide

**TYPE:** NABUK TUSCAN HIDE

Nabuk Tuscan hide is obtained by working on the external part of the animal's skin, the fiore part. The surface is polished by using specific machinery, with the aim of obtaining a soft and velvety surface. Nabuk is a very fine hide, as only the best leathers are suitable for this type of processing, but at the same time it must

be carefully maintained. Small imperfections on the surface guarantee its originality and naturalness, and

are not to be considered manufacturing defects. This material is not water repellent and fears humidity. To maintain the beauty of the original color, avoid putting the Nabuk Tuscan hide into contact with water or any other liquid. Absorption of liquid can lead to an alteration of the finish.

#### TYPE: FIORE TUSCAN HIDE

Fiore Tuscan hide is a high-quality natural material, and softness is its main feature. Hide is not afraid to show the signs of time, that contribute to make it a unique product. Possible imperfections such as scratches, scars or stains on its surface are a natural feature that guarantee its originality and quality. This material is not water repellent and fears humidity. To maintain the beauty of the original color, avoid putting the Fiore Tuscan hide into contact with water or any other liquid. Absorption of liquid can lead to an alteration of the finish.

#### CLEANING AND MAINTENANCE

Hide is a fine and durable material, but still needs special attention. Do not directly expose it to light or heat sources, in order to preserve its characteristics. Avoid damaging the surface with sharp objects. To clean it, use a soft brush such as those commonly used for clothing. Alternatively, it can also be used a soft and dry cloth. Do not use specific liquid products or conditioners to clean the hide.