

# MIDJ



## Calla S M\_Q TS Chair

design Fabrizio Batoni, 2019

Armchair with four steel legs. Shell upholstered in leather, faux leather or fabric. The armchair is available also with polypropylene shell. Optional: fix cushion upholstered in leather, faux leather or fabric (only for plastic version).

Comfortable, light and versatile, the Calla chair with the simplicity of its design and the efficiency of the materials is surprising in domestic and receptive contexts.

### Colors and Materials

#### Structure



White steel



Sand steel



Pastel yellow steel



Grafite metal



Black steel



Light blue metal



Ocean blue steel




Bronze metal



Fango steel



Light grey steel



Brown steel



Ocher steel




Facepowder pink metal




Red steel



Sage green metal




Papaya orange steel




Ash grey metal




Golden yellow metal



Bulgaro red metal



Cherry red metal



Pine green steel



Dark green metal

#### Coating

**Cotton Club fabric**

14 Colors

**Fenix Wool fabric**

16 Colors

**Main Line Flax fabric**


16 Colors

**Manhattan fabric**

13 Colors

**Mirage fabric**

15 Colors

**Novabuk fabric**

17 Colors

**Tessuto Oceanic**

13 Colors

**Remix 3 fabric**

19 Colors

**Second fabric**

11 Colors

**Uniform Melange Fabric**

7 Colors

**Visual fabric**

13 Colors

**Yoredale fabric**


14 Colors

**Velvet Superb**


15 Colors

**Secret faux leather**


23 Colors

**Vintage faux leather**

12 Colors

**Fiore leather**

21 Colors

**Vintage leather**

8 Colors

## Dimensions



	cm	inch
A	78	30,7
B	46	18,1
C	53	20,9
D	46	18,1

## Volumetric Details

**Weight** 6.5 Kg**Volume** 0.15 mc**Package** 1

## Downloads

[.dae Calla S M\\_Q TS \(zip\)](https://www.midj.com/images/uploads/resources/3d-midj-calla-s-m-q-ts.dae.zip) - <https://www.midj.com/images/uploads/resources/3d-midj-calla-s-m-q-ts.dae.zip>[.stl Calla S M\\_Q TS \(zip\)](https://www.midj.com/images/uploads/resources/3d-midj-calla-s-m-q-ts.stl.zip) - <https://www.midj.com/images/uploads/resources/3d-midj-calla-s-m-q-ts.stl.zip>[.obj Calla S M\\_Q TS \(zip\)](https://www.midj.com/images/uploads/resources/3d-midj-calla-s-m-q-ts.obj.zip) - <https://www.midj.com/images/uploads/resources/3d-midj-calla-s-m-q-ts.obj.zip>[.dxf Calla S M\\_Q TS \(zip\)](https://www.midj.com/images/uploads/resources/3d-midj-calla-s-m-q-ts.dxf.zip) - <https://www.midj.com/images/uploads/resources/3d-midj-calla-s-m-q-ts.dxf.zip>

## Materials Certifications

### Dark green metal

The technologies used in the previous phase of powder coating play a fundamental role in the final result of the processing. They are in fact essential to increase adherence paint on the metal surface and then guarantee its duration over time. The metal frames, following a total cleaning of the surface, pass through chemical conversion processes, creating a compact base that allows for better adhesion of the subsequent treatment. In the last phase the object subjected to the powder coating process is placed in a polymerization oven, going to form an adherent and extremely tight layer durable. This particular paint job is ideal for outdoor use.

To clean the surface, use a damp microfiber cloth with neutral soap or specific metal cleaning products. Avoid hitting or rubbing the surface with sharp objects. Do not use scourers or other abrasive materials, since they would inevitably scratch the surface. Do not leave rusty iron objects on the surface for too long.

These surface treatments are not suitable for outdoor use, but they guarantee excellent resistance to frequent use, dirt and dust.

---

## Materials Certifications

### Cotton Club fabric

COMPOSITION: 70 % COT; 10% PES; 10% ACR; 10% AF  
Abrasion resistance (Martindale) 100.000 cycles

Cotton Club by Flukso is a fabric made from latest generation regenerated cotton yarns. To create this fabric, specific fixing techniques were used, that give it and help maintaining a natural, slightly wavy and vibrated look.

#### CLEANING AND MAINTENANCE

Regular cleaning is important to extend the life of the coating, and keep its appearance unchanged. Dust and dirt can wear out the coating.

REGULAR CLEANING: vacuum frequently, at least once a week, at a power equal to half the device in use, choosing a smooth spout, without brushing.

STAIN REMOVAL: in case of slight stains, promptly clean the surface. Remove excess liquids or hard parts of dirt with a clean cloth, then proceed on the residue of the stain with a damp cloth or a neutral soap solution.

Remove the stain starting from the edge of the stain moving towards the center of it, then rinse with water. Let dry, avoiding direct exposure to sunlight.

For localized and more persistent stains, promptly dissolve the stain with colorless ethyl alcohol diluted in 20% water, gently rub and then treat with a neutral soap solution, then rinse well. Do not use bleach.

These tips are cleaning recommendations and do not guarantee complete stain removal. In case of large stains, we recommend contacting an operator specialized in upholstered products cleaning.

We recommend to not expose light colored coating for a prolonged time to garments treated with colors with poor dyeing fastness, as the color pigments could penetrate the surface of the fabric, without being able to be removed.

We recommend to always test the cleaning method on a hidden part of the item to check the color resistance.

Slight color differences between a lot and the other are to be considered normal.

---

## Materials Certifications

### Fenix Wool fabric

COMPOSITION: 75% WO, 25% PA  
MARTINDALE: 100.000 cycles

#### FIRE RESISTANCE:

Classe 1IM

N 1021 Part 1-2

Calif. Bull. 117 June 2013

Fenix Wool is a wool fabric with a particular and warm finish, obtained thanks to a treatment that confers softness to the touch and, at the same time, a good consistency, able to achieve excellent resistance to pilling and abrasion.

#### CLEANING AND MAINTENANCE

Regular cleaning is important to extend the life of the coating, and keep its appearance unchanged. Dust and dirt can wear out the coating.

REGULAR CLEANING: vacuum frequently, at least once a week, at a power equal to half the device in use, choosing a smooth spout, without brushing.

STAIN REMOVAL: in case of slight stains, promptly clean the surface. Remove excess liquids or hard parts of dirt with a clean cloth, then proceed on the residue of the stain with a damp cloth or a neutral soap solution. Remove the stain starting from the edge of the stain moving towards the center of it, then rinse with water. Let dry, avoiding direct exposure to sunlight. For localized and more stubborn stains, promptly dissolve the stain with neutral soap diluted in water, rub gently and rinse. Repeat until the stain is removed, and let dry. Do not use bleach.

These tips are cleaning recommendations and do not guarantee complete stain removal. In case of large stains, we recommend contacting an operator specialized in upholstered products cleaning. We recommend to not expose light colored coating for a prolonged time

to garments treated with colors with poor dyeing fastness, as the color pigments could penetrate the surface of the fabric, without being able to be removed.

We recommend to always test the cleaning method on a hidden part of the item to check the color resistance.

Colour samples are to be considered approximate for each product. Slight color differences between a lot and the other are to be considered normal.

---

## Materials Certifications

### Main Line Flax fabric

COMPOSITION: 70% Virgin Wool – 30% LI  
MARTINDALE: 60.000 CYCLES

#### FIRE RESISTANCE:

EN 1021 - 1&2 (cigarette & match)  
BS 7176 Low Hazard  
BS 5852 Ignition Source 5  
BS 7176 Medium Hazard  
NF D 60-013  
ÖNORM B 3825 & A 3800-1 (58kg/m<sup>3</sup> CMHR Foam)  
UNI 9175 Classe 1 IM  
BS 5867-2: Type B Curtains & Drapes  
IMO FTP Code (Part 8)  
The Furniture and Furnishing (Fire) (Safety)  
Regulations 1988 (Domestic Cigarette and Match)

#### ENVIRONMENTAL CERTIFICATIONS:

Certified to the EU Ecolabel  
Certified to Indoor Advantage™ "Gold"  
Rapidly renewable and compostable  
Made from wool and bast fibre

Main Line Flax fabric is created with virgin wool and linen, inherently fireproof materials of sustainable origin. The particular weave of the fabric, with the alternation of colors in its texture, make it aesthetically interesting, while not giving up to softness and comfort.

#### CLEANING AND MAINTENANCE

Regular cleaning is important to extend the life of the coating, and keep its appearance unchanged. Dust and dirt can wear out the coating and damage the fire protection.

REGULAR CLEANING: vacuum frequently at a power equal to half the device in use, choosing a smooth spout, without brushing.

STAIN REMOVAL: in case of slight stains, promptly clean the surface. Remove excess liquids or hard parts of dirt with a clean cloth, then proceed on the residue of the stain with a damp cloth or a neutral soap solution. Remove the stain starting from the edge of the stain moving towards the center of it, then rinse with water. Let dry, avoiding direct exposure to sunlight. For localized and more persistent stains, promptly dissolve the stain with colorless ethyl alcohol diluted in 20% water, gently rub and then treat with a neutral soap solution, then rinse well. Do not use bleach. These tips are cleaning recommendations and do not guarantee complete stain removal. In case of large stains, we recommend contacting an operator specialized in upholstered products cleaning.

We recommend to not expose light colored fabric for a prolonged time to garments treated with colors with poor dyeing fastness, as the color pigments could penetrate the surface of the fabric, without being able to be removed.

We recommend to always test the cleaning method on a hidden part of the item to check the color resistance.

Colour samples are to be considered approximate for each product. Slight color differences between a lot

and the other are to be considered normal.

---

## Materials Certifications

### Manhattan fabric

MARTINDALE: 25.000 cycles  
COMPOSITION: 26% PL, 37% PO, 21% CO, 16% LI

#### PROPRIETIES AND ADVANTAGES

The Manhattan fabric features a subtle woven structure that gives it a unique dynamic look. The mixed filaments of cotton and polyester guarantee a soft, warm and vibrant look with tone-on-tone colors.

#### MAINTENANCE

Vacuum regularly. If it is necessary to remove the stain from the fabric, proceed wipe with a damp cloth using neutral soap and water or use proprietary upholstery shampoo. For deeper cleaning use a professionally dry clean. Always test your chosen cleaning method on a hidden corner of the product to check the color fastness.

---

## Materials Certifications

### Mirage fabric

Composition: 100% Polyester  
Mantindale: 100.000 cycles

#### FIRE RESISTANCE:

Classe 1IM  
B1 DIN 4102  
M1  
B1 OENORM B3825  
Q1 OENORM 3800 Part. 1  
BS 5852 Crib 5  
EN 1021 Part.1-2  
Calif. Bull. 117

Mirage is the fireproof coating by Pugi RG: in recyclable polyester, it is suitable for covering any surface thanks to its elasticity and texture, which does not give direction to the fabric. It is very resistant to abrasion and pilling. Different finishes make Mirage perfect to customize our products.

#### CLEANING AND MAINTENANCE

Regular cleaning is important to extend the life of the coating, and keep its appearance unchanged. Dust and dirt can wear out the coating and damage the fire protection.

#### REGULAR CLEANING:

vacuum frequently, at least once a week, at a power equal to half the device in use, choosing a smooth spout, without brushing.

**STAIN REMOVAL:** in case of slight stains, promptly clean the surface. Remove excess liquids or hard parts of dirt with a clean cloth, then proceed on the residue of the stain with a damp cloth or a neutral soap solution. Remove the stain starting from the edge of the stain moving towards the center of it, then rinse with water. Let dry, avoiding direct exposure to sunlight. Do not use bleach. These tips are cleaning recommendations and do not guarantee complete stain removal. In case of large stains, we recommend contacting an operator specialized in upholstered products cleaning. We recommend to not expose light colored coating for a prolonged time to garments treated with colors with poor dyeing fastness, as the color pigments could penetrate the surface of the fabric, without being able to be removed. We recommend to always test the cleaning method on a hidden part of the item to check the color resistance.

Colour samples are to be considered approximate for each product. Slight color differences between a lot and the other are to be considered normal..

---

## Materials Certifications

### Novabuk fabric

COMPOSITION: 55% PL, 45% PU  
MARTINDALE: 50.000 cycles

Novabuk fabric is characterized by advanced technical features, that guarantee a modern look and excellent water repellent properties. With its velvet touch, it is perfect for customizing products. Easy to clean, great for contract and naval use, this 100% Made in Italy fabric is fire-resistant and made from recycled material.

#### CLEANING AND MAINTENANCE

In case of stains, promptly clean the surface. The fabric is water repellent. For light stains use water and neutral soap. In case of ketchup or coffee stains, remove the excess material with paper towel and then rub with a cloth moistened with a solution of water and neutral soap. In case of pen stains, dab the stain vigorously with a cloth moistened with water and alcohol. Then, rub with a damp cloth to remove any leftovers. In case of oil and mayonnaise stains, remove the excess material with paper towel and then spray with degreaser. Wait a minute and then rub the area with a dry cloth. Finally, with a cloth moistened with a solution of water and neutral soap, remove the excess of the degreaser. Do not use bleach or chlorine-based products.

These tips are cleaning recommendations and do not guarantee complete stain removal. In the case of large stains, we recommend contacting an operator specialized in cleaning upholstered products. We recommend not to expose products upholstered in light colors for a long time to contact or rubbing with garments treated with dyes with poor dye fastness, as the color pigments could penetrate the surface of the fabric, without being able to be removed. We recommend that you always test the cleaning method on a hidden part of the item to check the resistance of the color.

Colour samples are to be considered approximate for each product. Slight color differences between a lot and the other are to be considered normal.

---

## Materials Certifications

### Tessuto Oceanic

MARTINDALE: 135.000 cycles  
COMPOSITION: 100% post-consumer recycled polyester, including 50% SEAQUAL yarn

#### FIRE RESISTANCE:

California Technical Bulletin 117 - 2013  
BS 7176 Low Hazard  
BS 7176 Medium Hazard with EnviroFlam5  
ASTM E84 Class 1 or A (Un-adhered)

#### ENVIRONMENTAL:

Certified to OEKO-TEX® Standard 100  
Certified to Indoor Advantage™ "Gold"  
Made from 100% post-consumer recycled polyester  
Non metallic dyestuffs

#### FEATURES:

Oceanic is a fabric born from the desire to combat marine plastic pollution and achieve a waste free environment. Hence the name "Oceanic": the fabric is created entirely from post-consumer recycled plastic - from debris floating discarded in our seas, to bottles thrown away and destined for landfill. One small drop in the mission to clean both the earth and its ocean, this contemporary fabric is a recycled polyester with a purpose: to be more sustainable for our planet.

#### MAINTENANCE:

Vacuum regularly. If it is necessary to remove the stain from the fabric, proceed wipe with a damp cloth using neutral soap and water or use proprietary upholstery shampoo. For deeper cleaning use steam or professionally dry clean. Always test your chosen cleaning method on a hidden corner of the product to check the color fastness.

---

## Materials Certifications

### Remix 3 fabric

COMPOSITION: 90% WO, 10% PA  
MARTINDALE: 100.000 cycles

#### FIRE RESISTANCE:

AS/NZS 1530.3  
BS 5852 crib 5 with treatment  
BS 5852 ignition source 3  
BS 5852 part 1  
IMO FTP Code 2010 Part 7 with treatment  
IMO FTP Code 2010 Part 8  
NF D 60 013  
NFPA 260  
SN 198 898 5.3 with treatment  
UNI 9175 1IM  
US Cal. Bull. 117-2013  
EN 1021-1/2  
AS/NZS 3837 class 2  
ÖNORM B1/Q1  
ASTM E84 Class A Unadhered  
ASTM E84 Class A Adhered  
GB 50222 B1 with treatment (Chinese)

#### ENVIRONMENTAL CERTIFICATIONS:

Greenguard Gold

Remix 3 is an elegant upholstery textile distinguished by exceptional depth of color: it looks unicolored from a distance but reveals subtle details and color contrasts when viewed close-up. The textile features a tight, minimalistic weave, and derives its lively color play from a combination of two different mélange yarns, which each combine up to three hues.

#### CLEANING AND MAINTENANCE

Regular cleaning is important to extend the life of the coating, and keep its appearance unchanged. Dust and dirt can wear out the coating and damage the fire protection.

**REGULAR CLEANING:** vacuum frequently at a power equal to half the device in use, choosing a smooth spout, without brushing.

**STAIN REMOVAL:** in case of slight stains, promptly clean the surface. Remove excess liquids or hard parts of dirt with a clean cloth, then proceed on the residue of the stain with a damp cloth or a neutral soap solution. Remove the stain starting from the edge of the stain moving towards the center of it, then rinse with water. Let dry, avoiding direct exposure to sunlight. For localized and more persistent stains, promptly dissolve the stain with colorless ethyl alcohol diluted in 20% water, gently rub and then treat with a neutral soap solution, then rinse well. Do not use bleach. These tips are cleaning recommendations and do not guarantee complete stain removal. In case of large stains, we recommend contacting an operator specialized in upholstered products cleaning.

We recommend to not expose light colored upholstery for a prolonged time to garments treated with colors with poor dyeing fastness, as the color pigments could penetrate the surface of the fabric, without being able to be removed.

We recommend to always test the cleaning method on a hidden part of the item to check the color resistance.

Colour samples are to be considered approximate for each product. Slight color differences between a lot and the other are to be considered normal.

---

## Materials Certifications

### Second fabric

COMPOSITION: 70% VI - 30% LI

MARTINDALE 20.000 cycles

**FIRE RESISTANCE:**

Classe 1IM  
EN 1021 Part.1-2  
BS 5852 Crib 5  
M1  
Calif. Bull. 117 June 2013  
IMO 307 (88) Part.8

Second fabric is made of 100% viscose and linen, natural fibers that guarantee the highest safety standards in terms of fireproofing. Without formaldehyde and substance derived from chlorine and bromine,

Second is 100% natural. In the presence of fire, Second fabric carbonizes and creates a protective wall around flames, without melting, with a resistance above 1000°C (1832°F). Its processing gives it a particular herringbone pattern.

**CLEANING AND MAINTENANCE**

Regular cleaning is important to extend the life of the coating, and keep its appearance unchanged. Dust and dirt can wear out the coating and damage the fire protection.

**REGULAR CLEANING:** vacuum frequently at a power equal to half the device in use, choosing a smooth spout, without brushing.

**STAIN REMOVAL:** in case of slight stains, promptly clean the surface. Remove excess liquids or hard parts of dirt with a clean cloth, then proceed on the residue of the stain with a damp cloth or a neutral soap solution. Remove the stain starting from the edge of the stain moving towards the center of it, then rinse with water. Let dry, avoiding direct exposure to sunlight. For localized and more persistent stains, promptly dissolve the stain with colorless ethyl alcohol diluted in 20% water, gently rub and then treat with a neutral soap solution, then rinse well. Do not use bleach.

These tips are cleaning recommendations and do not guarantee complete stain removal. In case of large stains, we recommend contacting an operator specialized in upholstered products cleaning.

We recommend to not expose light colored coating for a prolonged time to garments treated with colors with poor dyeing fastness, as the color pigments could penetrate the surface of the fabric, without being able to be removed.

We recommend to always test the cleaning method on a hidden part of the item to check the color resistance.

Colour samples are to be considered approximate for each product. Slight color differences between a lot and the other are to be considered normal.

---

## Materials Certifications

### Uniform Melange Fabric

COMPOSITION: 68% WO, 22% PA, 10% PL  
MARTINDALE: 100.000 cycles

**FIRE RESISTANCE:**

AS/NZS 1530.3  
AS/NZS 3837  
BS 5852 crib 5 with treatment  
BS 5852 part 1  
IMO FTP Code 2010 Part 8  
NFPA 260  
US Cal. Bull. 117-2013  
DIN 4102 B2  
EN 1021-1/2 • ASTM E84 Class A Unadhered

**ENVIRONMENTAL CERTIFICATIONS:**

Greenguard Gold

Uniform Mélange is a versatile knitted upholstery fabric, characterized by its smooth and comfortable appearance. A polyester filling is inserted between the two knitted layers of the textile to create its



volume, while the use of predominantly wool in the textile's knitted top layer provides a natural, dry handle.

#### CLEANING AND MAINTENANCE

Regular cleaning is important to extend the life of the coating, and keep its appearance unchanged. Dust and dirt can wear out the coating and damage the fire protection.

**REGULAR CLEANING:** vacuum frequently at a power equal to half the device in use, choosing a smooth spout, without brushing.

**STAIN REMOVAL:** in case of slight stains, promptly clean the surface. Remove excess liquids or hard parts of dirt with a clean cloth, then proceed on the residue of the stain with a damp cloth or a neutral soap solution. Remove the stain starting from the edge of the stain moving towards the center of it, then rinse with water. Let dry, avoiding direct exposure to sunlight. For localized and more persistent stains, promptly dissolve the stain with colorless ethyl alcohol diluted in 20% water, gently rub and then treat with a neutral soap solution, then rinse well. Do not use bleach.

These tips are cleaning recommendations and do not guarantee complete stain removal. In case of large stains, we recommend contacting an operator specialized in upholstered products cleaning.

We recommend to not expose light colored fabric for a prolonged time to garments treated with colors with poor dyeing fastness, as the color pigments could penetrate the surface of the fabric, without being able to be removed.

We recommend to always test the cleaning method on a hidden part of the item to check the color resistance.

Colour samples are to be considered approximate for each product. Slight color differences between a lot and the other are to be considered normal.

---

## Materials Certifications

### Visual fabric

COMPOSITION: 100% PES FR  
MARTINDALE: 60.000 cycles

#### FIRE RESISTANCE:

DIN 4102-1 B1  
BS 5852-1 (source 0 and 1)  
BS 5852 CRIB5  
UNI 9175 classe 1 IM  
EN 1021-1  
EN 1021-2  
IMO FTP CODE 2010

Visual is a knit fabric, made with FR polyester, bielastic and made with jacquard knitted looms. The slightly three-dimensional fabric construction, combined with sound absorbing material, contributes to decreasing sound reverberation.

#### CLEANING AND MAINTENANCE

Regular cleaning is important to extend the life of the coating, and keep its appearance unchanged. Dust and dirt can wear out the coating and damage the fire protection.

**REGULAR CLEANING:** vacuum frequently, at a power equal to half the device in use, choosing a smooth spout, without brushing.

**STAIN REMOVAL:** in case of slight stains, promptly clean the surface. Remove excess liquids or hard parts of dirt with a clean cloth, then proceed on the residue of the stain with a damp cloth or a neutral soap solution. Remove the stain starting from the edge of the stain moving towards the center of it, then rinse with water. Let dry, avoiding direct exposure to sunlight. For localized and more persistent stains, promptly dissolve the stain with colorless ethyl alcohol diluted in 20% water, gently rub and then treat with a neutral soap solution, then rinse well. Do not use bleach.

These tips are cleaning recommendations and do not guarantee complete stain removal. In case of large stains, we recommend contacting an operator specialized in upholstered products cleaning.

We recommend to not expose light colored fabric for a prolonged time to garments treated with colors with poor dyeing fastness, as the color pigments could penetrate the surface of the fabric, without being able to be removed.

We recommend to always test the cleaning method on a hidden part of the item to check the color resistance.

Colour samples are to be considered approximate for each product. Slight color differences between a lot and the other are to be considered normal.

---

## Materials Certifications

### Yoredale fabric

MARTINDALE: 80.000 cycles  
COMPOSITION: 95% Wool, 3% Polyester, 2% Polyamide

FIRE RESISTANCE:  
EN 1021 - 1&2 (cigarette & match)  
BS 7176 Low Hazard  
ÖNORM B 3825 & A 3800-1 (58kg/m3 CMHR Foam)  
UNI 9175 Classe 1 IM  
BS 5852 Ignition Source 5 when FR treated  
BS 7176 Medium Hazard when FR treated  
The Furniture and Furnishing (Fire) (Safety)  
Regulations 1988 (Domestic Cigarette and Match)  
IMO FTP Code (Part 8)

ENVIRONMENTAL:  
Certified to Indoor Advantage™ "Gold"  
Non metallic dyestuffs

### FEATURES

Taking its name from the ancient title of Wensleydale in the UK, Yoredale is a fabric steeped in heritage. A highly textured textile with undulations reflective of its Yorkshire roots, its fascinating bouclé style yarn includes a contrasting black binder, creating subtle details within the weave that brings added depth to its saturated tones. Woven from British wool, Yoredale is truly timeless, blending its rich history with a contemporary appeal.

### MAINTENANCE

Vacuum regularly. If it is necessary to remove the stain from the fabric, proceed wipe with a damp cloth using neutral soap and water or use proprietary upholstery shampoo. For deeper cleaning use steam or professionally dry clean. Always test your chosen cleaning method on a hidden corner of the product to check the color fastness.

---

## Materials Certifications

### Velvet Superb

COMPOSITION: 100% PES FR  
MARTINDALE: 25.000 cycles

FIRE RESISTANCE:  
RESISTENZA AL FUOCO - FIRE RESISTANCE  
UNI 8456 – 9174 classe 1  
UNI 9175 classe 1IM  
EN 1021-1  
EN 1021-2  
BS 5852 crib 5  
DIN 4102 B1  
NF P 92 503-507 M1  
IMO FTP CODE 2010

Superb velvet is fire-resistant, of high quality and beauty. Its surface is made of a thick yet soft coat, in Trevira® polyester. The slightly matt look is suitable for any style, whether classic or contemporary.

#### CLEANING AND MAINTENANCE

Regular cleaning is important to extend the life of the coating, and keep its appearance unchanged. Dust and dirt can wear out the coating and damage the fire protection.

**REGULAR CLEANING:** vacuum frequently at a power equal to half the device in use, choosing a smooth spout, without brushing.

**STAIN REMOVAL:** in case of slight stains, promptly clean the surface. Remove excess liquids or hard parts of dirt with a clean cloth, then proceed on the residue of the stain with a damp cloth or a neutral soap solution. Remove the stain starting from the edge of the stain moving towards the center of it, then rinse with water. Let dry, avoiding direct exposure to sunlight. For localized and more persistent stains, promptly dissolve the stain with colorless ethyl alcohol diluted in 20% water, gently rub and then treat with a neutral soap solution, then rinse well. Do not use bleach. These tips are cleaning recommendations and do not guarantee complete stain removal. In case of large stains, we recommend contacting an operator specialized in upholstered products cleaning. We recommend to not expose light colored coating for a prolonged time to garments treated with colors with poor dyeing fastness, as the color pigments could penetrate the surface of the velvet, without being able to be removed. We recommend to always test the cleaning method on a hidden part of the item to check the color resistance.

Colour samples are to be considered approximate for each product. Slight color differences between a lot and the other are to be considered normal.

---

## Materials Certifications

### Secret faux leather

COMPOSITION: 76% PVC - 2% PU 22% PES

MARTINDALE: 100.000 cycles

FIRE RESISTANCE:

UNI 9175 classe 1IM

EN 1021-1

EN 1021-2

BS 5852-1 cigarette test

BS 5852-1 match test

TB 117:2013

Secret is the Flukso® fireproof coating with a soft hand, similar to that of real leather. Secret has been designed to create soft upholstery for interiors. Its elastic rear structure in polyester allows it to adapt to the new geometries of furniture, ensuring resistance and durability over time.

#### CLEANING AND MAINTENANCE

Regular cleaning is important to extend the life of the coating, and keep its appearance unchanged. Dust and dirt can wear out the coating and damage the fire protection.

**REGULAR CLEANING:** vacuum frequently at a power equal to half the device in use, choosing a smooth spout, without brushing.

**STAIN REMOVAL:** in case of slight stains, promptly clean the surface. Remove excess liquids or hard parts of dirt with a clean cloth, then proceed on the residue of the stain with a damp cloth or a neutral soap solution. Remove the stain starting from the edge of the stain moving towards the center of it, then rinse with water. Let dry, avoiding direct exposure to sunlight. For localized and more persistent stains, promptly dissolve the stain with colorless ethyl alcohol diluted in 20% water, gently rub and then treat with a neutral soap solution, then rinse well. Do not use bleach.

These tips are cleaning recommendations and do not guarantee complete stain removal. In case of large stains, we recommend contacting an operator specialized in upholstered products cleaning. We recommend to not expose light colored coating for a prolonged time to garments treated with colors with poor dyeing fastness, as the color pigments could penetrate the surface of the faux leather, without being able to be removed.

We recommend to always test the cleaning method on a hidden part of the item to check the color resistance.

Colour samples are to be considered approximate for each product. Slight color differences between a lot and the other are to be considered normal.

---

## Materials Certifications

### Vintage faux leather

COMPOSITION: 80% PVC; 2% PU; 18% PES

MARTINDALE: 50'000 cycles

FIRE RESISTANCE:

UNI 9175 classe 1IM

EN 1021-1

EN 1021-2

BS 5852-1 cigarette test

BS 5852-1 match test

Vintage is the faux leather by Flukso, a fire-resistant coated fabric in 'cloud effect' refined colours, created to dress upholstered furniture with timeless elegance.

The fabric surface is made using a microscopic texture which makes it similar to natural leather to the touch. Vintage features a special mesh fabric construction, slightly elastic, that makes it easily adaptable to the new modern shapes of upholstered furniture and guarantees long life. Soft, enveloping and fire resistant, this fabric adapts to contract or residential spaces.

CLEANING AND MAINTENANCE

Regular cleaning is important to extend the life of the coating, and keep its appearance unchanged. Dust and dirt can wear out the coating and damage the fire protection.

REGULAR CLEANING: vacuum frequently at a power equal to half the device in use, choosing a smooth spout, without brushing.

STAIN REMOVAL: in case of slight stains, promptly clean the surface. Remove excess liquids or hard parts of dirt with a clean cloth, then proceed on the residue of the stain with a damp cloth or a neutral soap solution. Remove the stain starting from the edge of the stain moving towards the center of it, then rinse with water. Let dry, avoiding direct exposure to sunlight. For localized and more persistent stains, promptly dissolve the stain with colorless ethyl alcohol diluted in 20% water, gently rub and then treat with a neutral soap solution, then rinse well. Do not use bleach.

These tips are cleaning recommendations and do not guarantee complete stain removal. In case of large stains, we recommend contacting an operator specialized in upholstered products cleaning.

We recommend to not expose light colored coating for a prolonged time to garments treated with colors with poor dyeing fastness, as the color pigments could penetrate the surface of the faux leather, without being able to be removed.

We recommend to always test the cleaning method on a hidden part of the item to check the color resistance.

Colour samples are to be considered approximate for each product. Slight color differences between a lot and the other are to be considered normal.

---

## Materials Certifications

### Fiore leather

COMPOSITION: 100% leather

FIRE RESISTANCE:

CAL TB-117 (2013, Sec. 1)

BS 5852:1979

Fiore leather is a natural product and this is why it can show signs such as wrinkles, veining and scars that indicate the animal origin of the product. These signs, together with slightly color differences, are distinctive elements that enhance its beauty and distinguish it from faux leather or other artificial products.

Fiore

is a bovine leather from animals of European origin, finished with water-based dyeing with resins and pigments. Fiore leather has the ability of improving with time and use, both in softness and shine.

Dust the leather product regularly with a soft and dry cloth. In case of stains, rub the affected area with a soft and clean cloth, moistened with water or to use a light solution of water and mild soap, to be applied gently with a wet cloth. Move the cloth in a circular direction, starting from edges of the stain towards the center. Rinse well with a damp cloth. Dry immediately after treatment. Avoid direct sunlight and exposure to heat sources.

We recommend that you always test the cleaning method on a hidden part of the item to check the resistance of the color.

These tips are cleaning recommendations and do not guarantee complete stain removal. In case of large stains, we recommend contacting an operator specialized in upholstered products cleaning.

Colour samples are to be considered approximate for each product. Slight color differences between a lot and the other are to be considered normal.

---

## Materials Certifications

### Vintage leather

FIRE RESISTANCE:

BS 5852 : 1979

BS EN 1021-1-2 : 2006

Vintage leather is a natural product and this is why it can show signs such as wrinkles, veining and scars that indicate the animal origin of the product. These signs, together with slightly color differences, are distinctive elements that enhance its beauty and distinguish it from faux leather or other artificial products. Vintage is a bovine leather from animals of European origin. This product is obtained starting from Nabuck leather, which is slightly equalized with aniline, and hand abraded to give an aged effect. The hand is very warm and silky.

CLEANING AND MAINTENANCE

Dust the leather product regularly with a soft and dry cloth. In case of stains, rub the affected area with a soft and clean cloth, moistened with water or use a light solution of water and mild soap, to be applied gently with a wet cloth. Move the cloth in a circular direction, starting from edges of the stain towards the center. Rinse well with a damp cloth. Dry immediately after treatment. Avoid direct sunlight and exposure to heat sources.

We recommend that you always test the cleaning method on a hidden part of the item to check the resistance of the color.

These tips are cleaning recommendations and do not guarantee complete stain removal. In case of large stains, we recommend contacting an operator specialized in upholstered products cleaning.

Colour samples are to be considered approximate for each product. Slight color differences between a lot and the other are to be considered normal.