

**STRUTTURA** Realizzata in legno abbinato a particelle di legno grezzo biodegradabile e pannelli di fibra di legno duro.

**IMBOTTITURE** Cuscini di seduta, poggiatesta e spalliere poggiatesta reclinabili sono realizzate in poliuretano espanso a densità differenziate ricoperte da un materassino realizzato in piuma d'oca.

Cuscini di seduta: strato superiore: densità 30 kg/mc. Strato inferiore: densità 35 kg/mc.

poggiatesta: densità 30 kg/mc.

Spalliere poggiatesta: densità 30 kg/mc.

Imbottiture di completamento: densità 21 kg/mc.

**RIVESTIMENTO** Pelle o microfibra non sfoderabile. Per le caratteristiche del rivestimento e della manutenzione vedere relative schede tecniche.

**PIEDI** Struttura "a ponte" in acciaio inox lucidato, H alla base del divano: cm 11.

**NOTE** I cuscini di seduta ed i poggiatesta sono removibili e si fissano sul divano tramite cerniere. Negli schienali è applicato un meccanismo manuale che permette di alzare le testiere per ottenere un maggiore comfort.

**FRAME** Hard wood combined with plywood and particle board covered with a dacron layer.

**PADDING** Seat cushion, kidney rest and headrest: double density polyurethane foam covered with down feather.

Seat cushion: bottom part 35kg/m3, upper part 30kg/m3

Headrest and kidney rest: 30kg/m3

**COVERING** Leather, microfiber or fabric. Not removable

**FEET** Stainless steel "bridge-shaped" structure. Height: 11 cm.

**NOTE** Removable seat cushion and kidney rest equipped with a zip-fastener.

**RETEVEMENT** Cuir ou microfibre non déhoussable.

**REMBOURRAGE** Coussins d'assise, cale-reins et appuie-tête réclinables réalisés en polyuréthane écologique à double densité recouvert d'un matelas en plumes d'oie.

Coussins d'assise: Partie supérieure 30 Kg/m3. Partie inférieure: 35 Kg/m3. Cale-reins: 30 Kg/m3.

Appuie-tête: 30 Kg/m3.

Rembourrage de complément: 21 Kg/m3

**PIED** Structure "pont" en acier inox brillant, base du canapé H: 11 cm.

**STRUCTURE** En bois massif, multiplis et particules habillés d'une couche de dacron.

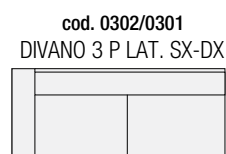
**NOTE** Les coussins d'assise et cale-reins sont amovibles et sont fixés sur le canapé par des fermetures éclair.

Les dossiers sont équipés d'un mécanisme manuel au niveau des appuie-tête, réclinables selon le confort désiré.



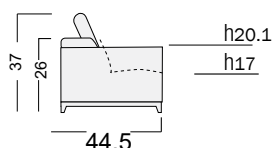
cod. 0300  
DIVANO 3 POSTI

90.6



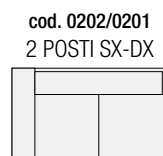
cod. 0302/0301  
DIVANO 3 P LAT. SX-DX

77.2



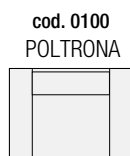
cod. 0200  
DIVANO 2 POSTI

78.8



cod. 0202/0201  
2 POSTI SX-DX

65.4



cod. 0100  
POLTRONA

50



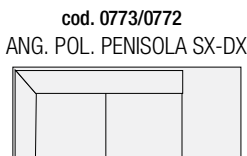
cod. 0113  
POLTR. MAXI  
CENTRALE

31.9



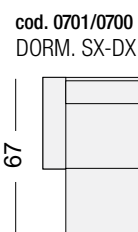
cod. 0103  
POLTR.  
CENTRALE

26



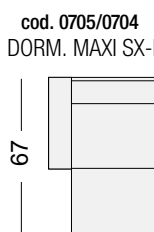
cod. 0773/0772  
ANG. POL. PENISOLA SX-DX

93



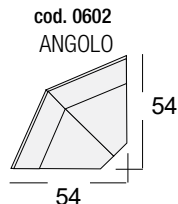
cod. 0701/0700  
DORM. SX-DX

39.4



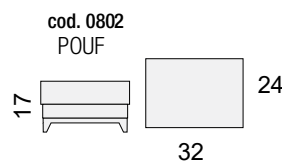
cod. 0705/0704  
DORM. MAXI SX-DX

45.3



cod. 0602  
ANGOLO

54



cod. 0802  
POUF

17

32

24

